
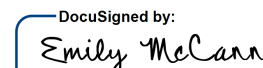


Name	Title Code	DEGREE	YEARS 6/30/2022	Salary 21-22	TSIA	TSIA	TSIA % Increase	2023 Salary w/TSIA Increase	FSUS		Total % Increase
					Proposed Increase using 50%	Proposed Increase Using 50%			Additional Total	TSIA + Funds FSUS	
Adank, Ashlynn	9019BS	B	16	43,662.00	772.44	296.90	2.45%	44731.34	518.66	45,250.00	3.64%
Baez, Frances	9019BS	M	15	43,662.00	772.44	296.90	2.45%	44731.34	518.66	45,250.00	3.64%
Benitez, Laura	9019BS	B	2	43,662.00	772.44	296.90	2.45%	44731.34	518.66	45,250.00	3.64%
Blount, Joshua	9019BS	B	3	43,662.00	772.44	296.90	2.45%	44731.34	518.66	45,250.00	3.64%
Bridges, Emily	9019BS	B	6	43,662.00	772.44	296.90	2.45%	44731.34	518.66	45,250.00	3.64%
Burch DeBacker, Karson	9019BS	B	5	43,662.00	772.44	296.90	2.45%	44731.34	518.66	45,250.00	3.64%
Cameron, Lee	9019BS	B	15	43,662.00	772.44	296.90	2.45%	44731.34	518.66	45,250.00	3.64%
Claudio, Egda Melly	9019BS	M+30	6	43,662.00	772.44	296.90	2.45%	44731.34	518.66	45,250.00	3.64%
Cooper, Stephanie	9019BS	B	10	43,662.00	772.44	296.90	2.45%	44731.34	518.66	45,250.00	3.64%
Cornell, Atiya	9019BS	B	3	43,662.00	772.44	296.90	2.45%	44731.34	518.66	45,250.00	3.64%
Curtin, Saigy	9019BS	B	0	43,662.00	772.44	296.90	2.45%	44731.34	518.66	45,250.00	3.64%
Davis, Catherine	9019BS	B	2	43,662.00	772.44	296.90	2.45%	44731.34	518.66	45,250.00	3.64%
Demott, Savannah	9019BS	B	8	43,662.00	772.44	296.90	2.45%	44731.34	518.66	45,250.00	3.64%
Deneen, Jessica	9019BS	M	7	43,662.00	772.44	296.90	2.45%	44731.34	518.66	45,250.00	3.64%
DeProspero, Christina	9019BS	B	8	43,662.00	772.44	296.90	2.45%	44731.34	518.66	45,250.00	3.64%
Dunkelberger, Amanda	9019BS	B	3	43,662.00	772.44	296.90	2.45%	44731.34	518.66	45,250.00	3.64%
Eckhart, Danelle	9019BS	M+30	8	43,662.00	772.44	296.90	2.45%	44731.34	518.66	45,250.00	3.64%
Evans, Carla	9019BS	B	10	43,662.00	772.44	296.90	2.45%	44731.34	518.66	45,250.00	3.64%
Ferguson, Thomas	9019BS	B	8	43,662.00	772.44	296.90	2.45%	44731.34	518.66	45,250.00	3.64%
Gregory, Jordan	9019BS	B	3	43,662.00	772.44	296.90	2.45%	44731.34	518.66	45,250.00	3.64%
Groom, Marisa	9019BS	M	7	43,662.00	772.44	296.90	2.45%	44731.34	518.66	45,250.00	3.64%
Hanson, Brian	9019BS	B	1	43,662.00	772.44	296.90	2.45%	44731.34	518.66	45,250.00	3.64%
Hernandez, Jazmine	9019BS	B	6	43,662.00	772.44	296.90	2.45%	44731.34	518.66	45,250.00	3.64%
Jean, Christina	9019BS	M	2	43,662.00	772.44	296.90	2.45%	44731.34	518.66	45,250.00	3.64%
Jones, Katharyn	9019BS	M	10	43,662.00	772.44	296.90	2.45%	44731.34	518.66	45,250.00	3.64%
Jones, Shayla	9019BS	M	12	43,662.00	772.44	296.90	2.45%	44731.34	518.66	45,250.00	3.64%
Kaiser, Elaine	9019BS	M	8	43,662.00	772.44	296.90	2.45%	44731.34	518.66	45,250.00	3.64%
Kerstetter, Tyler	9019BS	M	1	43,662.00	772.44	296.90	2.45%	44731.34	518.66	45,250.00	3.64%
Larson, Ronald	9019BS	M	5	43,662.00	772.44	296.90	2.45%	44731.34	518.66	45,250.00	3.64%
Marc, Edolph	9019BS	B	9	43,662.00	772.44	296.90	2.45%	44731.34	518.66	45,250.00	3.64%
McHaffie, Kelly	9019BS	M	10	43,662.00	772.44	296.90	2.45%	44731.34	518.66	45,250.00	3.64%
McMullen, Whitney	9019BS	M	8	43,662.00	772.44	296.90	2.45%	44731.34	518.66	45,250.00	3.64%
Meggs, Brittany	9019BS	B	2	43,662.00	772.44	296.90	2.45%	44731.34	518.66	45,250.00	3.64%
Mehta, Haley	9019BS	PhD	7	43,662.00	772.44	296.90	2.45%	44731.34	518.66	45,250.00	3.64%
Merlano, Lissette	9019BS	B	5	43,662.00	772.44	296.90	2.45%	44731.34	518.66	45,250.00	3.64%
Miller, Melissa	9019BS	B	3	43,662.00	772.44	296.90	2.45%	44731.34	518.66	45,250.00	3.64%
Mixon, Lauren	9019BS	B	12	43,662.00	772.44	296.90	2.45%	44731.34	518.66	45,250.00	3.64%
Moir, Meriann	9019BS	B	4	43,662.00	772.44	296.90	2.45%	44731.34	518.66	45,250.00	3.64%
Moran, Michael	9019BS	B	7	43,662.00	772.44	296.90	2.45%	44731.34	518.66	45,250.00	3.64%
Nelson, Samantha	9019BS	B	7	43,662.00	772.44	296.90	2.45%	44731.34	518.66	45,250.00	3.64%
Nichelson, Madelyn	9019BS	B	1	43,662.00	772.44	296.90	2.45%	44731.34	518.66	45,250.00	3.64%
Nimmo, Celena	9019BS	M	1	43,662.00	772.44	296.90	2.45%	44731.34	518.66	45,250.00	3.64%
Parker, Kelly	9019BS	M	3	43,662.00	772.44	296.90	2.45%	44731.34	518.66	45,250.00	3.64%
Perry, Julie	9019BS	B	11	43,662.00	772.44	296.90	2.45%	44731.34	518.66	45,250.00	3.64%
Piris, Joanna	9019BS	M	13	43,662.00	772.44	296.90	2.45%	44731.34	518.66	45,250.00	3.64%
Potts, Jesse	9019BS	B	9	43,662.00	772.44	296.90	2.45%	44731.34	518.66	45,250.00	3.64%
Prater, Allison	9019BS	B	2	43,662.00	772.44	296.90	2.45%	44731.34	518.66	45,250.00	3.64%
Prosser, Ashley	9019BS	M	15	43,662.00	772.44	296.90	2.45%	44731.34	518.66	45,250.00	3.64%
Rhoden, Magen	9019BS	B	1	43,662.00	772.44	296.90	2.45%	44731.34	518.66	45,250.00	3.64%
Robinson, Anthony	9019BS	B	16	43,662.00	772.44	296.90	2.45%	44731.34	518.66	45,250.00	3.64%
Rowell, Kyla	9019BS	B	0	43,662.00	772.44	296.90	2.45%	44731.34	518.66	45,250.00	3.64%
Rush, Bailey	9019BS	B	2	43,662.00	772.44	296.90	2.45%	44731.34	518.66	45,250.00	3.64%
Schell, Monica	9019BS	M	1	43,662.00	772.44	296.90	2.45%	44731.34	518.66	45,250.00	3.64%
Scholz, Kaylyn	9019BS	B	5	43,662.00	772.44	296.90	2.45%	44731.34	518.66	45,250.00	3.64%
Schutt, Autum	9019BS	M	0	43,662.00	772.44	296.90	2.45%	44731.34	518.66	45,250.00	3.64%
Thompson, Emilee	9019BS	M	0	43,662.00	772.44	296.90	2.45%	44731.34	518.66	45,250.00	3.64%
Thuman, Kathleen	9019BS	B	19	43,662.00	772.44	296.90	2.45%	44731.34	518.66	45,250.00	3.64%
Tuovila, Mary	9019BS	B	12	43,662.00	772.44	296.90	2.45%	44731.34	518.66	45,250.00	3.64%
Villagrana, Maria Elena	9019BS	M	2	43,662.00	772.44	296.90	2.45%	44731.34	518.66	45,250.00	3.64%
Vos, Yuki	9019BS	B	0	43,662.00	772.44	296.90	2.45%	44731.34	518.66	45,250.00	3.64%
Wackes, Elisabet	9019BS	B	1	43,662.00	772.44	296.90	2.45%	44731.34	518.66	45,250.00	3.64%
Wallace, Rachael	9019BS	B	2	43,662.00	772.44	296.90	2.45%	44731.34	518.66	45,250.00	3.64%
Walls, Marshall D	9019BS	B	10	43,662.00	772.44	296.90	2.45%	44731.34	518.66	45,250.00	3.64%
Webb, Ryan	9019BS	B	4	43,662.00	772.44	296.90	2.45%	44731.34	518.66	45,250.00	3.64%
Williams-Clark, Marlon	9019BS	B	10	43,662.00	772.44	296.90	2.45%	44731.34	518.66	45,250.00	3.64%
Wilson, Jermaine	9019BS	B	6	43,662.00	772.44	296.90	2.45%	44731.34	518.66	45,250.00	3.64%
Young, Cierra	9019BS	M	1	43,662.00	772.44	296.90	2.45%	44731.34	518.66	45,250.00	3.64%
Stinson, Wendy	9019BS	B	14	43,668.00	772.44	297.43	2.45%	44737.866	895.19	45,633.06	4.50%
Mayer, Daniel	9019BS	B	17	43,707.00	772.44	298.38	2.45%	44777.8215	895.99	45,673.82	4.50%
Greene, Danielle	9019BS	B	9	43,767.00	772.44	299.85	2.45%	44839.2915	897.22	45,736.52	4.50%
Gagnier, Jennifer	9019BS	B	9	44,049.00	772.44	306.76	2.45%	45128.2005	903.00	46,031.21	4.50%
Wheeler, Matt	9019BS	B	12	44,362.00	772.44	314.43	2.45%	45448.869	909.42	46,358.29	4.50%
King Lorenzo, Sarah	9019BS	EDSP	12	44,367.00	772.44	314.55	2.45%	45453.9915	909.52	46,363.52	4.50%
Roberts, Jacob	9019BS	B	8	44,375.00	772.44	314.75	2.45%	45462.1875	909.69	46,371.88	4.50%
Wilson, Felicia	9019BS	B	11	44,499.00	772.44	317.79	2.45%	45589.2255	912.23	46,501.46	4.50%
Allen, Clay	9019BS	B	11	44,649.00	772.44	321.46	2.45%	45742.9005	915.30	46,658.21	4.50%
Wolf, Jessica	9019BS	B	11	44,649.00	772.44	321.46	2.45%	45742.9005	915.30	46,658.21	4.50%
Larkins, Leslie	9019BS	B	12	44,662.00	772.44	321.78	2.45%	45756.219	915.57	46,671.79	4.50%
Wheeler, Victoria	9019BS	B	19	45,339.00	772.44	338.37	2.45%	46449.8055	929.45	47,379.26	4.50%
Walker, Lee	9019BS	B	20	45,599.00	772.44	344.74	2.45%	46716.1755	934.78	47,650.96	4.50%
Crowe, Shannon	9019BS	B	13	45,909.00	772.44	352.33	2.45%	47033.7705	941.13	47,974.91	4.50%
Broome, Katherine	9019BS	M	13	46,062.00	772.44	356.08	2.45%	47190.519	944.27	48,134.79	4.50%

DocuSigned by:

 13903226BEB4414...

9/12/2022 | 2:47 PM EDT

DocuSigned by:

 E143FC8C5BB44C4... 9/12/2022 | 12:23 PM EDT


Name	Title Code	DEGREE	YEARS 6/30/2022	Salary 21-22	TSIA	TSIA	TSIA % Increase	2023 Salary w/TSIA Increase	FSUS		Total % Increase
					Proposed Increase using 50%	Proposed Increase Using 50%			Additional Funds	Total TSIA + FSUS	
Cotton, Allison	9019BS	M	13	46,062.00	772.44	356.08	2.45%	47190.519	944.27	48,134.79	4.50%
Nowak, Micha	9019BS	M	20	46,437.00	772.44	365.27	2.45%	47574.7065	951.96	48,526.67	4.50%
Harris, Melissa	9019BS	M	14	46,462.00	772.44	365.88	2.45%	47600.319	952.47	48,552.79	4.50%
Long, Julann	9019BS	B	18	46,562.00	772.44	368.33	2.45%	47702.769	954.52	48,657.29	4.50%
Daniels, Carolyn	9019BS	B	18	46,567.00	772.44	368.45	2.45%	47707.8915	954.62	48,662.52	4.50%
Clawson, Bonnie	9019BS	M	14	46,662.00	772.44	370.78	2.45%	47805.219	956.57	48,761.79	4.50%
Axtell, Shannon	9018BS	M	12	46,775.00	725.00	420.99	2.45%	47920.9875	958.89	48,879.88	4.50%
Adams, Maurice	9019BS	B	19	46,962.00	538.00	612.57	2.45%	48112.569	962.72	49,075.29	4.50%
Hickman, Jarrod	9019BS	B	19	46,962.00	538.00	612.57	2.45%	48112.569	962.72	49,075.29	4.50%
O'Brien, Kristina	9019BS	M	15	46,962.00	538.00	612.57	2.45%	48112.569	962.72	49,075.29	4.50%
Bender, Sarah	9019BS	B	20	47,462.00	38.00	1,124.82	2.45%	48624.819	972.97	49,597.79	4.50%
Cloud, Stephani Joy	9018BS	M	14	47,962.00		1,175.07	2.45%	49137.069	983.22	50,120.29	4.50%
Bickel, Ruth	9018BS	M	15	48,462.00		1,187.32	2.45%	49649.319	993.47	50,642.79	4.50%
Whetstone, Deborah	9018BS	M	22	49,087.00		1,202.63	2.45%	50289.6315	1,006.28	51,295.92	4.50%
Kerr, Danielle	9018BS	M	9	49,875.00		1,221.94	2.45%	51096.9375	1,022.44	52,119.38	4.50%
Allen, Katherine	9018BS	M	18	50,462.00		1,236.32	2.45%	51698.319	1,034.47	52,732.79	4.50%
Hartsfield, Margaret	9018BS	B	24	50,962.00		1,248.57	2.45%	52210.569	1,044.72	53,255.29	4.50%
Jones, Norma	9018BS	M	20	51,062.00		1,251.02	2.45%	52313.019	1,046.77	53,359.79	4.50%
Underhill, Jennifer	9017BS	M	15	51,162.00		1,253.47	2.45%	52415.469	1,048.82	53,464.29	4.50%
Russell, Christine	9018BS	M	20	51,294.00		1,256.70	2.45%	52550.703	1,051.53	53,602.23	4.50%
Rosenbaum, Nancy	9017BS	M	16	51,462.00		1,260.82	2.45%	52722.819	1,054.97	53,777.79	4.50%
Cotteral, Janet	9019BS	B	26	51,499.00		1,261.73	2.45%	52760.7255	1,055.73	53,816.46	4.50%
Phillips, Lisa	9019BS	M	27	53,862.00		1,319.62	2.45%	55181.619	1,104.17	56,285.79	4.50%
Craig, Michael	9018BS	M	25	54,262.00		1,329.42	2.45%	55591.419	1,112.37	56,703.79	4.50%
Stinchfield, John	9018BS	M	25	54,262.00		1,329.42	2.45%	55591.419	1,112.37	56,703.79	4.50%
Eppes, Melanie	9019BS	B	29	54,473.00		1,334.59	2.45%	55807.5885	1,116.70	56,924.29	4.50%
Jackson, Tameka	9018BS	M	26	55,062.00		1,349.02	2.45%	56411.019	1,128.77	57,539.79	4.50%
Sappupo, Ninamarie	9018BS	M	26	55,062.00		1,349.02	2.45%	56411.019	1,128.77	57,539.79	4.50%
Roberts, Sheila	9019BS	EDSP	31	56,856.00		1,392.97	2.45%	58248.972	1,165.55	59,414.52	4.50%
Allen, Terice	9018BS	B	33	59,362.00		1,454.37	2.45%	60816.369	1,216.92	62,033.29	4.50%
Davis, Barbara	9017BS	M	30	61,062.00		1,496.02	2.45%	62558.019	1,251.77	63,809.79	4.50%
Meade, Deborah	9018BS	M	34	62,962.00		1,542.57	2.45%	64504.569	1,290.72	65,795.29	4.50%
Hester, Mary	9016BS	M+30	30	63,962.00		1,567.07	2.45%	65529.069	1,311.22	66,840.29	4.50%

1012.01(2)(b)-(d) Personnel


Helms, Amber	9019BS	M	12	46,662.00		1,143.22	2.45%	47805.219	956.57	48,761.79	4.50%
Harley, Julius	9019BS	B	16	45,762.00		1,121.17	2.45%	46883.169	938.12	47,821.29	4.50%
Helms, Kevin	9018BS	M	24	47,962.00		1,175.07	2.45%	49137.069	983.22	50,120.29	4.50%
Kelley, Lisa	9019BS	EDSP	23	52,962.00		1,297.57	2.45%	54259.569	1,085.72	55,345.29	4.50%
Kinney, Jennifer	9018BS	M	23	53,092.00		1,300.75	2.45%	54392.754	1,088.39	55,481.14	4.50%
McNeil, Michael	9019BS	M+30	31	56,478.00		1,383.71	2.45%	57861.711	1,157.80	59,019.51	4.50%
Bailey, William D.	9017BS	M	29	60,162.00		1,473.97	2.45%	61635.969	1,233.32	62,869.29	4.50%
McGriff, April	9019BS	M	10	44,199.00		1,082.88	2.45%	45281.8755	906.08	46,187.96	4.50%
Williams, Shalonda	9019BS	M	12	43,991.00		1,077.78	2.45%	45068.7795	901.82	45,970.60	4.50%

5,744,638.00 70,351.72 70,366.52 5,885,356.24 92,545.54 5,977,901.78 4.03%

FY22-23 TSIA Allocation
Maintenance: \$309,550
50% Classroom Teacher: \$70,352
50\$ Instruct. Personnel: \$70,353

DocuSigned by:

13903226BEB4414...

9/12/2022 | 2:47 PM EDT

DocuSigned by:

E143FC8C5BB44C4... 9/12/2022 | 12:23 PM